
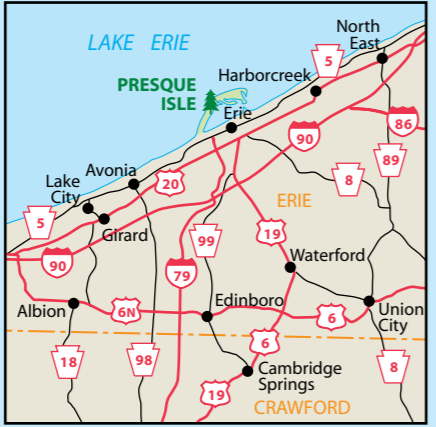


PRESQUE ISLE STATE PARK

- Park Office
- Blue Symbols Mean Accessible
- Public Phone
- First Aid
- Interpretive Center
- Restrooms
- Picnic Area
- Picnic Pavilion/Picnic Area
- Playground
- Food Concession & Beachhouse
- Beach (Guarded Areas)
- Boat Launch
- Marina
- B.L. Boat Landing
- Fishing Pier
- Lighthouse
- Hiking Trail
- Seaway Trail
- Multi-Purpose Trail
- Other Trails
- Breakwater Locations




BOATERS NOTICE

- Mooring to Breakwaters is NOT Permitted
- Beaching of Boats Along Presque Isle Shoreline is Permitted EXCEPT within 100 Ft. of Designated Swimming Areas and at The Gull Point Natural Area between April 1 and November 30

SAFETY NOTICE

- Swim ONLY within 100' of Lifeguard
- Please Stay OFF Breakwaters
- Ice Conditions Not Monitored
- Ice Dunes are Unstable, Please Stay OFF
- Please DO NOT Feed Wildlife, Gulls, Geese
- In-Line Skating IS NOT Permitted on Park Roadways



GULL POINT NATURAL AREA
CLOSED to all public use from APRIL 1 through NOVEMBER 30